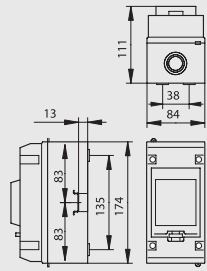

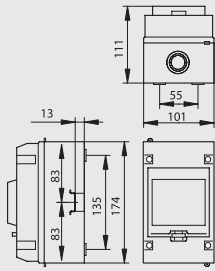

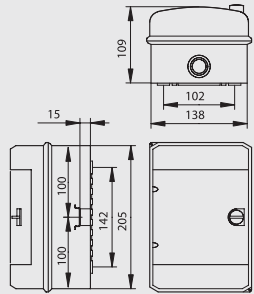

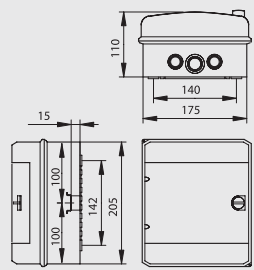

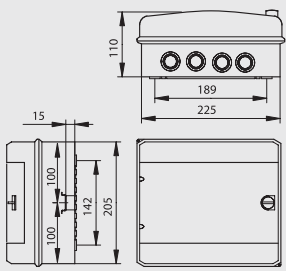
	Commercial Ref. Code CT 3 G 20000 <i>Grey with transparent window*</i>	
	TYPE: 55SP3 - 1x3 modules DIN rail Cable entries sup.: 1xM25 inf.: 1xM25	


	Commercial Ref. Code CT 4 G 20100 <i>Grey with transparent window*</i>	
	TYPE: 55SP4 - 1x4 modules DIN rail Cable entries sup.: 1xM25 inf.: 1xM25	

	Commercial Ref. Code CD 4 PT/RR 20202	
	CD 4 PT 20200 <i>Grey with transparent window*</i>	
	CD 4 PO/RR 20302	
	CD 4 PO 20300 <i>Grey with opaque window*</i>	
	TYPE: 55S04 - 1x4 modules DIN rail Cable entries sup.: 1xM20/25/32 inf.: 1xM20/25/32	

	Commercial Ref. Code CD 6 PT/RR 20402	
	CD 6 PT 20400 <i>Grey with transparent window*</i>	
	CD 6 PO/RR 20502	
	CD 6 PO 20500 <i>Grey with opaque window*</i>	
	TYPE: 55S06 - 1x6 modules DIN rail Cable entries sup.: 2xM16/20/25 - 1xM20/25/32 inf.: 2xM16/20/25 - 1xM20/25/32	


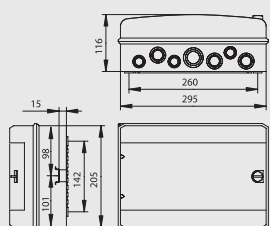
	Commercial Ref. Code CD 9 PT/RR 20602	
	CD 9 PT 20600 <i>Grey with transparent window*</i>	
	CD 9 PO/RR 20702	
	CD 9 PO 20700 <i>Grey with opaque window*</i>	
	TYPE: 55S08 - 1x8 modules DIN rail Cable entries sup.: 4xM20/25/32 inf.: 4xM20/25/32	

* Available in white color. Please, verify delivery time and minimum quantities required
 /RR: References with earth and neutral bars.




Commercial Ref.	Code
CD 13 PT/RR	20802
CD 13 PT	20800
<i>Grey with transparent window*</i>	
CD 13 PO/RR	20902
CD 13 PO	20900
<i>Grey with opaque window*</i>	

TYPE: 55S12 - 1x12 modules DIN rail
 Cable entries sup.: 3xM16/20/25 - 3xM20/25/32 - 1xM25/32/40
 inf.: 3xM16/20/25 - 3xM20/25/32 - 1xM25/32/40


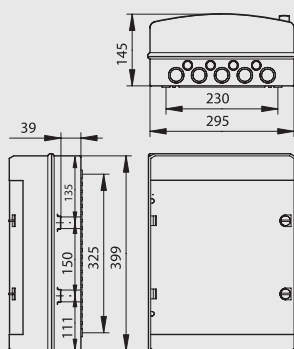



IP55




Commercial Ref.	Code
CD 26 PT/RR	21202
CD 26 PT	21200
<i>Grey with transparent window*</i>	
CD 26 PO/RR	21302
CD 26 PO	21300
<i>Grey with opaque window*</i>	

TYPE: 55S24 - 2x12 (24) modules DIN rail
 Cable entries sup.: 4xM16/20 - 5xM25/32
 inf.: 4xM16/20 - 5xM25/32


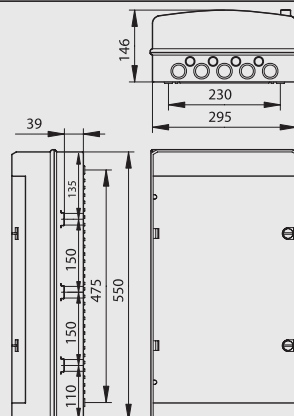



IP55




Commercial Ref.	Code
CD 39 PT/RR	21402
CD 39 PT	21400
<i>Grey with transparent window*</i>	
CD 39 PO/RR	21502
CD 39 PO	21500
<i>Grey with opaque window*</i>	

TYPE: 55S36 - 3x12 (36) modules DIN rail
 Cable entries sup.: 4xM16/20 - 5xM25/32
 inf.: 4xM16/20 - 5xM25/32


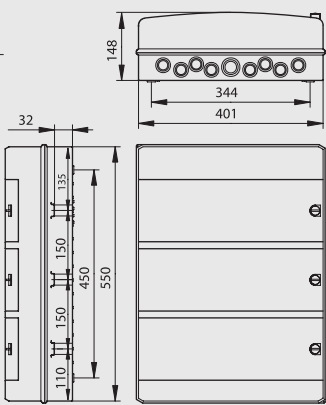



IP55



Commercial Ref.	Code
CD 57 PT/RR	21602
CD 57 PT	21600
<i>Grey with transparent window*</i>	
CD 57 PO/RR	21702
CD 57 PO	21700
<i>Grey with opaque window*</i>	

TYPE: 55S54 - 3x18 (54) modules DIN rail
 Cable entries sup.: 8xM20/25/32 - 2xM25/32/40
 inf.: 8xM20/25/32 - 1xM25/32/40

IP55

* Available in white color. Please, verify delivery time and minimum quantities required

/RR: References with earth and neutral bars.